

STEAM-TRAC STB-3000

Direct Reading Bi-Color Ported Steam/Water Gage For 3000 PSI Working Steam Pressure (WSP)

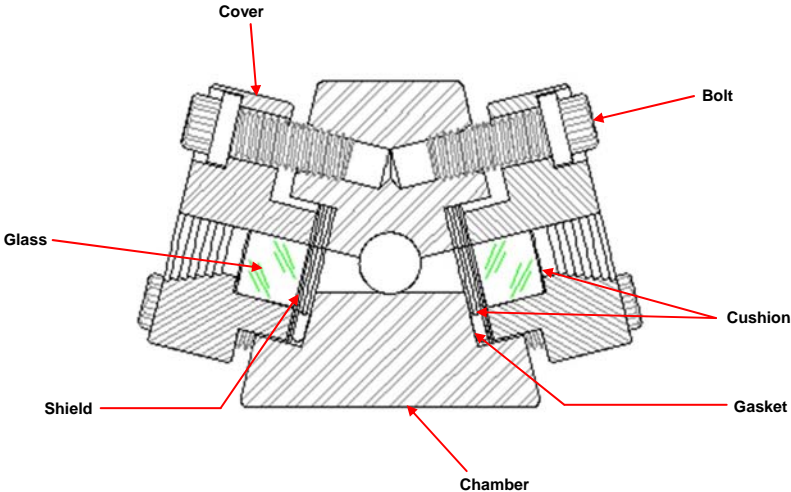
- Fully compliant with ASME as a Direct Reading Water Gage
- Continuous one-piece chamber
- Innovative LED illuminator design
- Custom built per specifications
- Bolts are nickel plated
- High temperature coating

The Steam-Trac STB-3000 Bi-Color Ported Gage must be used with a red/green filter illuminator. The gage chamber is constructed with opposing ports at an angle so that red light will pass unimpeded through the gage in the steam phase. When water is present, refraction will allow green light, only, to pass through. The result is a clear visual indication of water level.

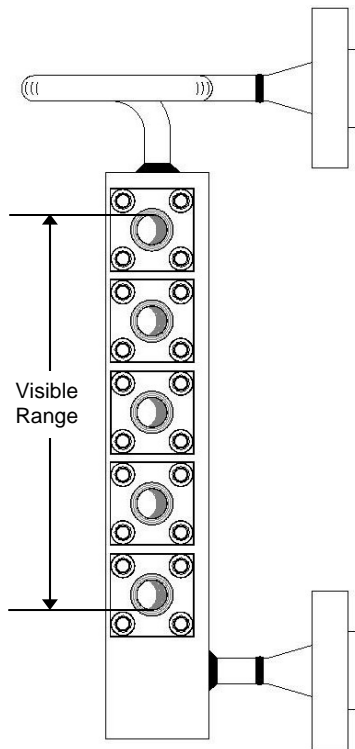
All connections and materials fully comply with ASME requirements, and the gage may be used as a Direct Reading Sight Glass for compliance to ASME PG-60. Since water appears completely different than steam, it is not necessary to have overlapping sections. Multiple section gages will have a continuous chamber constructed of a single piece of bar.



	<i>Standard Materials</i>
Chamber:	304 Stainless Steel
Gasket:	Spiral Wound Grafoil® GHR
Cushions:	Grafoil® GHR
Shield:	Ruby HQ Mica
Glass:	Tempered Aluminosilicate
Cover:	Carbon Steel
Bolts:	A193-B7, Nickel Plated



STB-3000 STEAM-TRAC DIRECT READING BI-COLOR PORTED STEAM/WATER GAGES



Visible Range		Model
inches	mm	
10	254	STB-3000-04
13	330	STB-3000-05
16	406	STB-3000-06
19	483	STB-3000-07
22	559	STB-3000-08
25	635	STB-3000-09
28	711	STB-3000-10
31	787	STB-3000-11
34	864	STB-3000-12
37	940	STB-3000-13
40	1016	STB-3000-14
43	1092	STB-3000-15
46	1168	STB-3000-16
49	1245	STB-3000-17
52	1321	STB-3000-18
55	1397	STB-3000-19
58	1473	STB-3000-20
61	1549	STB-3000-21
64	1626	STB-3000-22
67	1702	STB-3000-23
70	1778	STB-3000-24
73	1854	STB-3000-25

Connection Location

TB = Top/Bottom Connected
 SS = Side/Side Connected
 SB = Top Side/Bottom End Connected
 TS = Top End/Bottom Side Connected

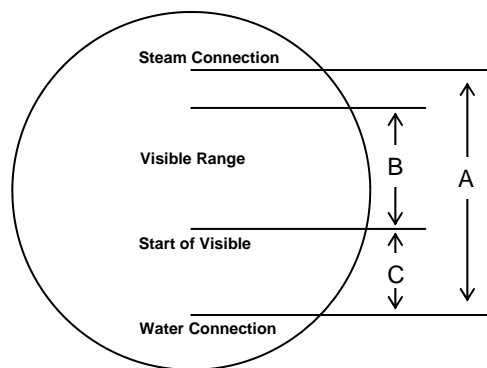
STB - 3000 - 05 - TS - 04 - F - L

Connection Size

04 = 1/2"
 06 = 3/4"
 08 = 1"
 12 = 1 1/2"
 16 = 2"

Connection Type

T = Threaded
 S = Socket Weld
 U = Uniflex Union (1/2" Only)
 F = Flanged
 N = 304 SS Stuffing Box Nipples
 (3/4" Top/Bottom Only)
 L = Expansion Loop



Dimensional Information Required:

A = Steam Water Centers
 Please indicate any valve or expansion loop requirements.
 And
 B = Visible Range
 And
 C = Start of Visibility

The following information is required for prompt, accurate cost quotations and order processing:

- Maximum Operating Steam Pressure
- Steam Water Connection Size and Type
- Other Plant Piping Tie-Ins
- Gage Valve Requirements



ISO 9001:2008

Quest-Tec Solutions



Address: 13960 S. Wayside · Houston, TX · 77048
 Toll Free Tel: 866.240.9906 · Tel: 281.240.0440 · Fax: 281.240.2440
 www.QTSLevel.com · sales@QTSLevel.com