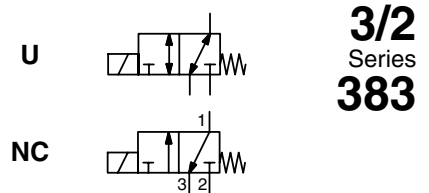




# SOLENOID VALVES

lever mechanism, fluid isolation  
threaded connections  
1/4 - 1/2



**3/2**  
Series  
**383**

## FEATURES

- Solenoid valves for medical analysers, biotechnology and chemical industry
- Ideal solenoid valves to control corrosive fluids
- The solenoid valves satisfy all relevant EC directives

## GENERAL

**Differential pressure** See «SPECIFICATIONS» [1 bar = 100 kPa]  
**Maximum viscosity** 37 cSt (mm<sup>2</sup>/s)  
**Response time** 25 to 30 ms (opening/closing)

fluids (*)	temperature range (TS)	seal materials (*)
air, inert gases, water, oil and liquid fluids	-10°C to + 100°C (1/2: + 90°C)	VMQ (silicone) FPM (fluoroelastomer)

## MATERIALS IN CONTACT WITH FLUID

(\*) Ensure that the compatibility of the fluids in contact with the materials is verified

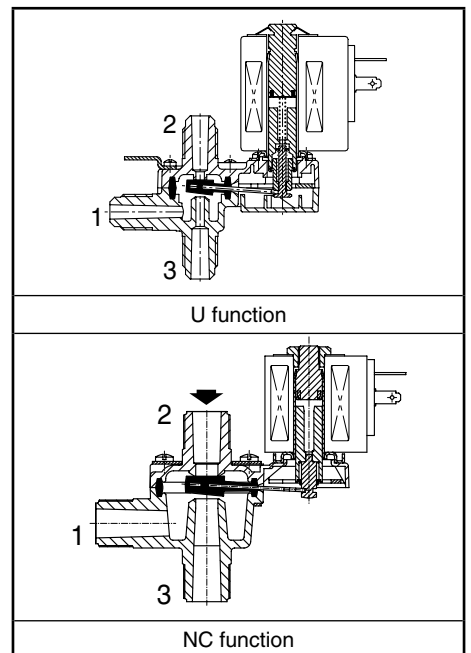
**Body** 1/4: PEI (polyetherimide)  
1/2: PPS (polyphenylene sulphide)  
**Poppet seal** VMQ or FPM

## ELECTRICAL CHARACTERISTICS

**Coil insulation class** F  
**Connector** Spade plug (cable Ø 6-10 mm)  
**Connector specification** ISO 4400 / EN 175301-803, form A  
**Electrical safety** IEC 335  
**Electrical enclosure protection** Moulded IP65 (EN 60529)  
**Standard voltages** DC (=) : 12V - 24V  
 (Other voltages and 60 Hz on request) AC (~) : 24V - 115V - 230V / 50 Hz

prefix option	power ratings				operator ambient temperature range (TS) (C°)	replacement coil		type <sup>(1)</sup>
	inrush ~	holding ~	hot/cold =			~	=	
	(VA)	(VA)	(W)	(W)		230 V/50 Hz	24 V DC	
SC	23	14	8	9	-10 to +60	43005149	43005144	01 (AMX)
	44	24	13	-	-10 to +60	43005320	-	02 (FNX)

<sup>(1)</sup> Refer to the dimensional drawings on the following page.



## SPECIFICATIONS

pipe size	orifice size	flow coefficient Kv		operating pressure differential (bar)		power coil (W)		catalogue number	options				
				min.	max. (PS)				FPM	EPDM			
					air, inert gases, liquids (*)								
G	(mm)	(m <sup>3</sup> /h)	(l/min)		~	=	~	=					
<b>U - Universal, VMQ seals</b>													
1/4	3,2	0,28	4,66	0	1,5	1,5	8	9	SCG383A008	V	E	-	-
<b>NC - Normally closed, FPM seals</b>													
1/2	9	1,6	26,66	0	0,4	-	13	-	SCG383C006	-	-	-	-

01024GB-2012/R01 Availability, design and specifications are subject to change without notice. All rights reserved.

### OPTIONS

- Valves can also be supplied with FPM (fluoroelastomer) and EPDM (ethylene-propylene) poppet seal. Use the appropriate optional suffix letter for identification
- Other pipe connections are available on request
- Plug with visual indication and peak voltage suppression or with cable length of 2 m

### INSTALLATION

- The solenoid valves can be mounted in any position without affecting operation. For optimum performance mount solenoid vertical and upright
- Pipe connection identifier is G = G (ISO 228/1)
- Replacement coils are available:  
Type 01 (AMX): DC: 12 V, cat. no.: **43005143** / AC: 24 V, cat. no.: **43005146** ; 115 V, cat. no.: **43005147**  
Type 02 (FNX): AC: 24 V, cat. no.: **43005318** ; 115 V, cat. no.: **43005319**
- Installation/maintenance instructions are included with each valve

### ORDERING EXAMPLES:

SC	G	383	A	008	12V / DC
SC	G	383	A	008	V 24V / DC
SC	G	383	C	006	230V / 50Hz

prefix — SC  
 pipe thread — G  
 basic number — 383  
 voltage — 12V / DC, 24V / DC, 230V / 50Hz  
 suffix — V

### DIMENSIONS (mm), WEIGHT (kg)



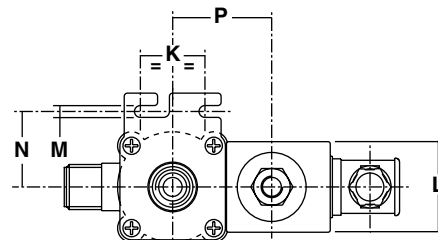
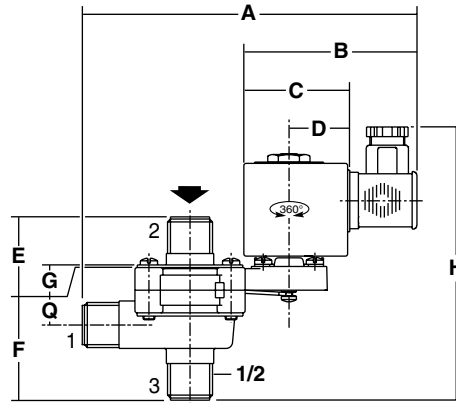
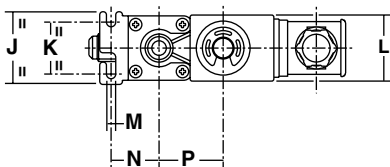
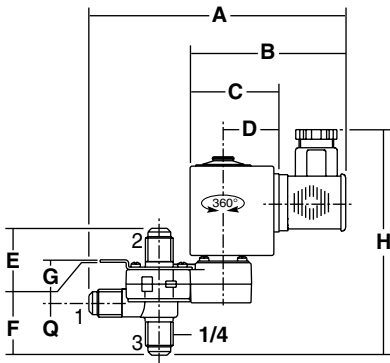
**TYPE 01**  
Prefix "SC" Solenoid  
ISO 4400

SCG383A008



**TYPE 02**  
Prefix "SC" Solenoid  
ISO 4400

SCG383C006



type	prefix option	catalogue number	A	B	C	D	E	F	G	H	J	K	L	M	N	P	Q	weight <sup>(2)</sup>
01	SC	SCG383A008	127	78	43	27	16,5	44,5	1,2	109	35	25	32	4,5	23	31	19,5	0,345
02	SC	SCG383C006	159	84	49	28	23,5	61,5	1,2	128	-	30	42	5,5	35	46	26,5	0,51

<sup>(2)</sup> Incl. coil(s) and connector(s).