



**brands you trust.**



**CENTER LINE® Resilient Seated Butterfly Valves  
Now All Ductile Iron Body Standard on Series 200**

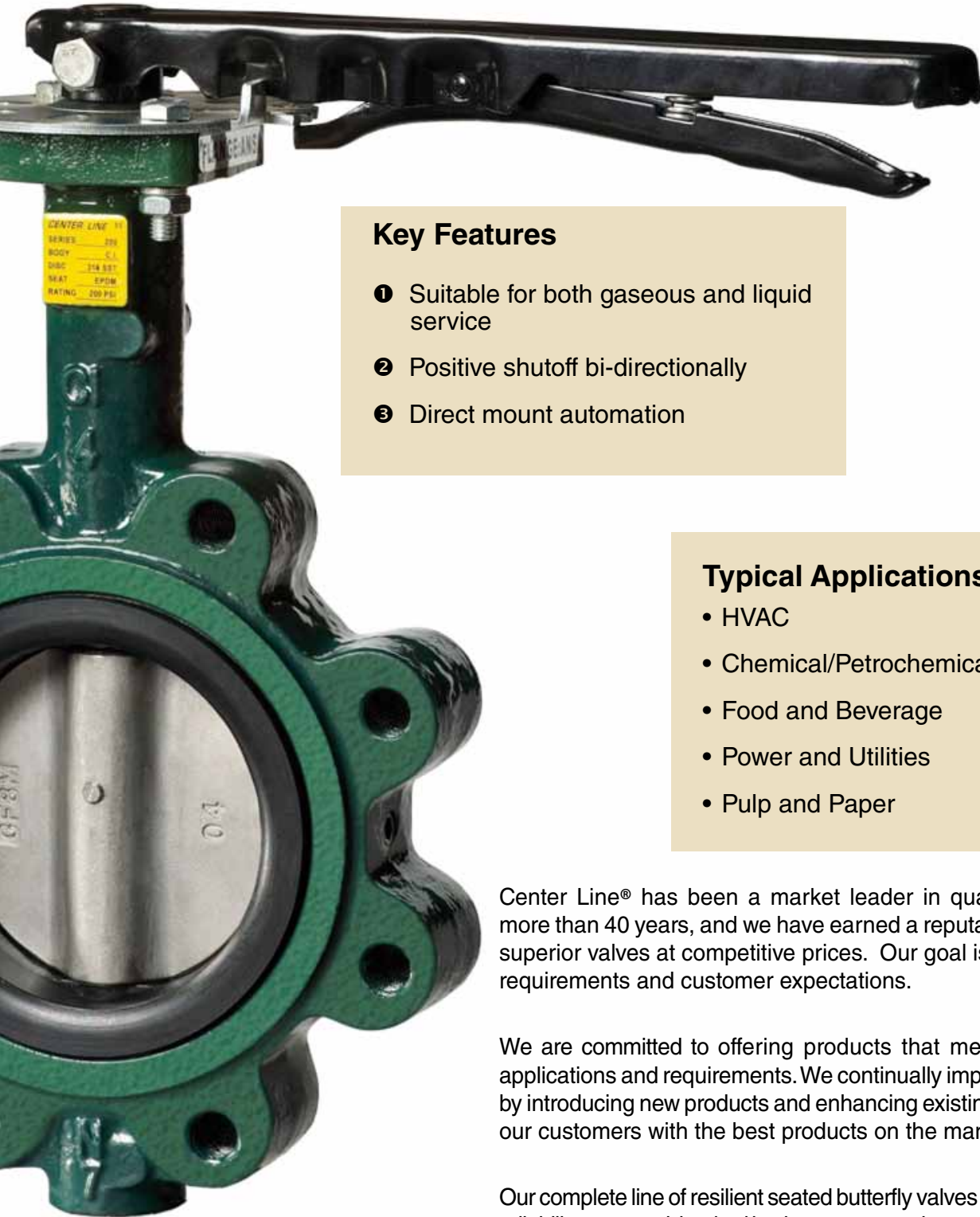
**CRANE®**

Energy Flow Solutions

[www.craneenergy.com](http://www.craneenergy.com)



## Center Line® Key Features and Applications



### Key Features

- 1 Suitable for both gaseous and liquid service
- 2 Positive shutoff bi-directionally
- 3 Direct mount automation

### Typical Applications

- HVAC
- Chemical/Petrochemical Processing
- Food and Beverage
- Power and Utilities
- Pulp and Paper

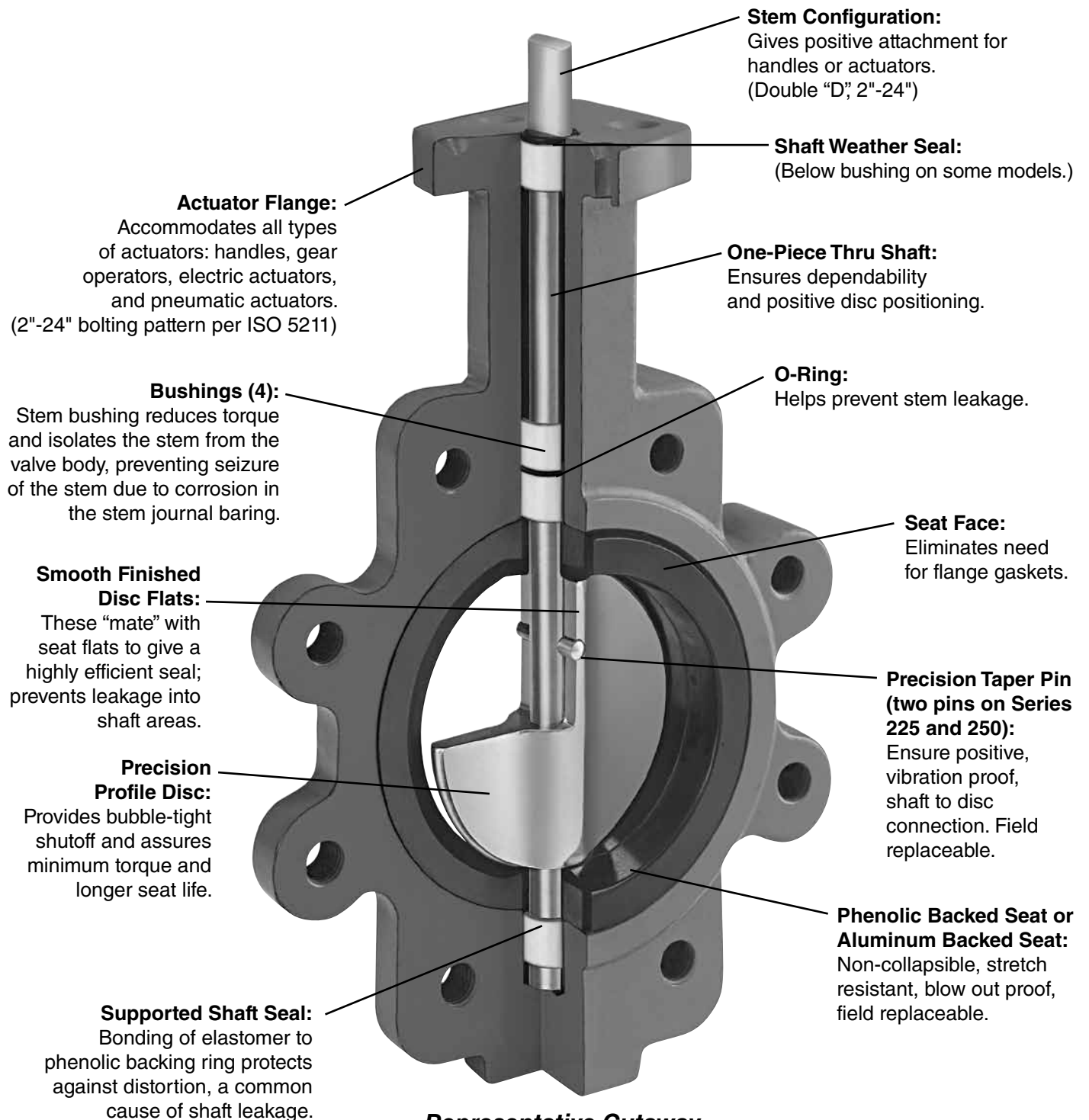
Center Line® has been a market leader in quarter-turn valves for more than 40 years, and we have earned a reputation as a supplier of superior valves at competitive prices. Our goal is to exceed industry requirements and customer expectations.

We are committed to offering products that meet a wide range of applications and requirements. We continually improve our product line by introducing new products and enhancing existing designs, providing our customers with the best products on the market.

Our complete line of resilient seated butterfly valves provides you with the reliability you need, backed by the assurance that comes with using valves designed and produced in company-owned manufacturing facilities.

## Series 200 - 225 - 250 Overview

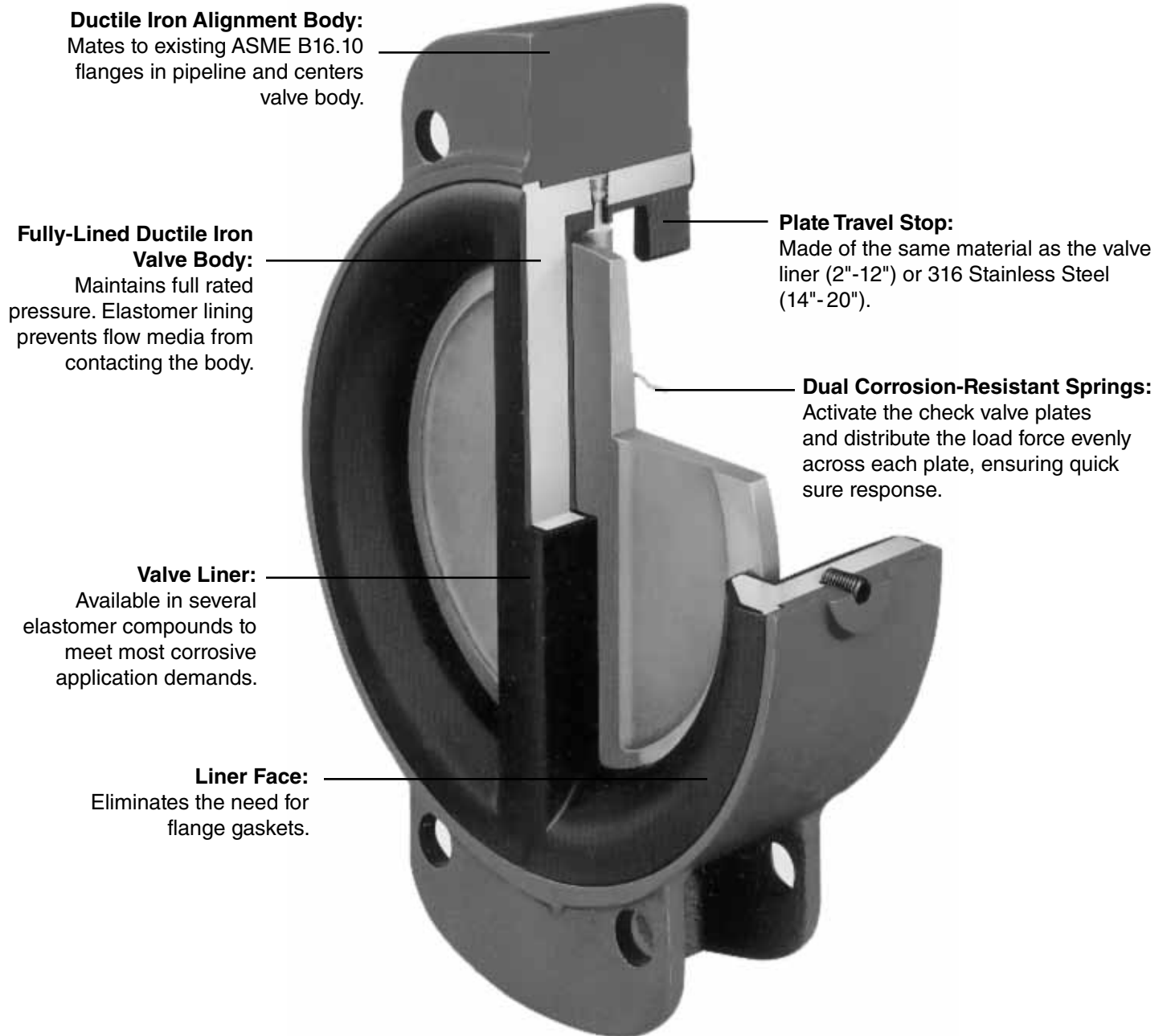
Quality is designed into Series 200, 225, and 250 butterfly valves from Center Line®. These valves feature a phenolic backed or aluminum backed cartridge seat and precision-machined parts to assure years of dependable operation.



*Representative Cutaway*

## Series 800 Overview

If you want cost-effective backflow protection for your piping systems, look at what the Series 800 from Center Line® has to offer. It's the only fully elastomer-lined insert check valve available. The ductile iron valve body is completely isolated from line media which can extend the service life of the Series 800 in most applications and makes it an especially economical alternative in applications which would otherwise require check valves made of expensive alloys.



# Actuators

## ELECTRIC – ON-OFF

### Standard Features:

Torque Range – 347 lb ins to 17,359 lb ins  
 Housing – NEMA 4 & 4X  
 Electric Motor – 120 VAC, 1 PHASE, 60 Hz  
 Thermal Overload – Auto re-set  
 Limit Switches – Adjustable cam operated  
 Position Indicator – Mechanical Dial Type  
 Space Heater – Located in the control compartment  
 Terminal Strip – Pre-wired for motor & limit switches  
 Manual Override – Directing acting  
 Brake – “Lock-cut” gear arrangement  
 Adjustable Mechanical Travel Stops  
 Temperature Range – -13°F to 131°F  
 Mounting – Direct mount to Crane valves  
 Certification/Approvals – CSA-NRTL/C

### Optional Features:

AC Voltages – 220 VAC, 1 PHASE, 60 Hz  
 AC Voltages – 24 VAC 44005 - 44400  
 DC Voltages – 12/24 VDC 4005 - 44300  
 Additional Limit Switches – 2 SPDT  
 Torque Switches – Adjustable open and close  
 Feedback Potentiometer – 500 ohm  
 Feedback Transmitter – 4-20 mA  
 De-clutchable Handwheel Override



## ELECTRIC – MODULATING

### Standard Features:

Process Control Signal – 4-20 mA, 0-10 VDC  
 Torque Range – 347 lb ins to 17,359 lb ins  
 Housing – NEMA 4 & 4X  
 Electric Motor – 120 VAC, 1 PHASE, 60 Hz  
 Thermal Overload – Auto re-set  
 Resolution – 400 increments through 90 degrees  
 Position Indicator – Mechanical Dial Type  
 Space Heater – Located in the control compartment  
 Terminal Strip – Pre-wired for motor & limit switches  
 Manual Override – Directing acting  
 Brake – “Lock-cut” gear arrangement  
 Adjustable Mechanical Travel Stops  
 Temperature Range – -13°F to 131°F  
 Mounting – Direct mount to Crane valves  
 Certification/Approvals – CSA-NRTL/C

### Optional Features:

AC Voltages – 220 VAC, 1 PHASE, 60 Hz  
 AC Voltages – 24 VAC 44010M - 44200M  
 Torque Switches – Adjustable open and close  
 De-clutchable Handwheel Override

# Actuators

## PNEUMATIC – DOUBLE ACTING

### Standard Features:

- Torque Range – 62 in-lbs to 47,250 in-lbs
- Housing – Extruded aluminum, ASTM B210 (6063)
- Mounting – DIN ISO 5211, direct mounting to Center Line® butterfly valves
- Position Indicator – NAMUR standard
- Operating Pressure – 40 to 150 PSIG
- Temperature Range – -10°F (-23°C) to 176°F (80°C)
- Size Range – 15 models to choose from
- Adjustable Travel Stops – Both directions
- Accessory Interfaces – VDI/VDE 3845 (NAMUR) standard

### Optional Features:

- Temperature Range – 10°F to 250°F, -55°F to 176°F
- Solenoid Valves – 3 or 4 way
- Limit Switches – Adjustable cam operated
- Positioners – Pneumatic or Electro-pneumatic
- Manual Override – De-clutchable gear type
- Speed Controls – Adjust cycle time
- Special Applications – Water, Nitrogen, and compatible hydraulic fluids may be used to operate

## PNEUMATIC – SPRING RETURN

### Standard Features:

- Torque Range – 40 in-lbs to 45,466 in-lbs
- Housing – Extruded aluminum, ASTM B210 (6063)
- Mounting – DIN ISO 5211, direct mounting to Center Line® butterfly valves
- Position Indicator – NAMUR standard
- Operating Pressure – 40 to 150 PSIG
- Temperature Range – -10°F (-23°C) to 176°F (80°C)
- Size Range – 15 models to choose from
- Adjustable Travel Stops – Both directions
- Accessory Interfaces – VDI/VDE 3845 (NAMUR) standard

### Optional Features:

- Temperature Range – 410°F to 250°F, -55°F to 176°F
- Solenoid Valves – 3 or 4 way
- Limit Switches – Adjustable cam operated
- Positioners – Pneumatic or Electro-pneumatic
- Manual Override – De-clutchable gear type
- Speed Controls – Adjust cycle time
- Special Applications – Water, Nitrogen, and compatible hydraulic fluids may be used to operate



**CRANE** *Air*





CRANE Energy Flow Solutions®

CRANE Energy Global Headquarters  
4526 Research Forest Drive, Suite 400  
The Woodlands, Texas 77381 U.S.A.

Tel.: (1) 936-271-6500

Fax.: (1) 936-271-6510

[www.craneenergy.com](http://www.craneenergy.com)

**CRANE**

Energy Flow Solutions

Sydney, Australia Operations

146-154 Dunheved Circuit

St. Mary's, N.S.W. 2760

Sydney, Australia

Tel: (61) 29-623-0234

Fax: (61) 29-673-3870

Ningjin, China Operations

No. 8 Youyi Street Ningjin County

Hebei Province, China 055550

Tel: (86) 319-580-6651

Fax: (86) 319-580-8661



brands you trust.



COMPAC-NOZ®

CRANE®

DUO-CHEK®



NOZ-CHEK®



STOCKHAM®



UNI-CHEK®

NUCLEAR

VALVE SERVICES

EG-CL-BU-EN-L16-05-1210 (CV-10)

Crane Co., and its subsidiaries cannot accept responsibility for possible errors in catalogues, brochures, other printed materials, and website information. Crane Co. reserves the right to alter its products without notice, including products already on order provided that such alteration can be made without changes being necessary in specifications already agreed. All trademarks in this material are property of the Crane Co. or its subsidiaries. The Crane and Crane brands logotype (Aloyco®, Center Line®, Compac-Noz®, Crane®, Duo-Chek®, Flowseal®, Jenkins®, Krombach®, Noz-Chek®, Pacific Valves®, Stockham®, Triangle®, Uni-Chek®) are registered trademarks of Crane Co. All rights reserved.